

# 100W 18GHz – Coaxial Attenuator

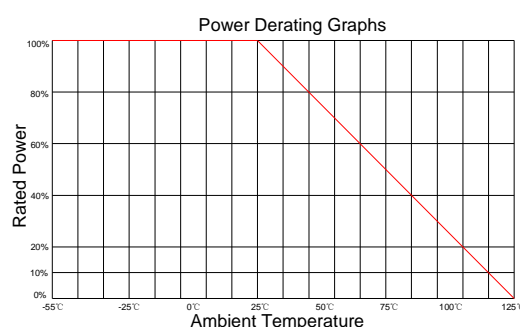
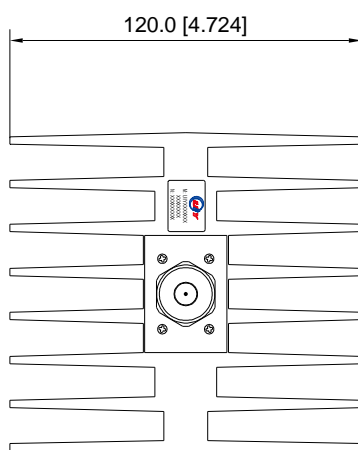
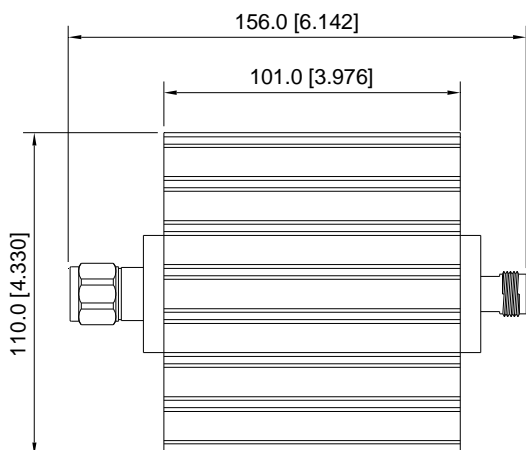
## Design Features

- ◆ High RF performance, ultra-competitive price.
- ◆ Custom design available upon request.
- ◆ Military, space and commercial applications.
- ◆ Support one year standard warranty.

## RF Characteristics

Model Number	Attenuation Value	Freq. Range	VSWR Max	Attenuation Tolerance	Power	Connector Type	Impedance
UIYCA100AN18A6	6 dB	DC-4GHz	1.2	±0.7 dB	100W	N-M / N-F	50 Ω
		4 ~ 8GHz	1.25	±0.8 dB			
		8 ~ 12.4GHz	1.35	±0.9 dB			
		12.4 ~ 18GHz	1.4	±1.5 dB			
UIYCA100AN18A10	10 dB	DC-4GHz	1.2	±0.7 dB	100W	N-M / N-F	50 Ω
		4 ~ 8GHz	1.25	±0.8 dB			
		8 ~ 12.4GHz	1.35	±0.9 dB			
		12.4 ~ 18GHz	1.4	±1.5 dB			
UIYCA100AN18A20	20 dB	DC-4GHz	1.2	±0.7 dB	100W	N-M / N-F	50 Ω
		4 ~ 8GHz	1.25	±0.8 dB			
		8 ~ 12.4GHz	1.35	±0.9 dB			
		12.4 ~ 18GHz	1.4	±1.2 dB			
UIYCA100AN18A30	30 dB	DC-4GHz	1.2	±0.8 dB	100W	N-M / N-F	50 Ω
		4 ~ 8GHz	1.25	±0.9 dB			
		8 ~ 12.4GHz	1.35	±1.0 dB			
		12.4 ~ 18GHz	1.4	±1.2 dB			
UIYCA100AN18A40	40 dB	DC-4GHz	1.2	±0.8 dB	100W	N-M / N-F	50 Ω
		4 ~ 8GHz	1.25	±0.9 dB			
		8 ~ 12.4GHz	1.35	±1.0 dB			
		12.4 ~ 18GHz	1.4	±1.5 dB			
UIYCA100AN18A50	50 dB	DC-4GHz	1.2	±1.0 dB	100W	N-M / N-F	50 Ω
		4 ~ 8GHz	1.25	±1.0 dB			
		8 ~ 12.4GHz	1.35	±1.1 dB			
		12.4 ~ 18GHz	1.4	±1.5 dB			
UIYCA100AN18A60	60 dB	DC-4GHz	1.2	±1.0 dB	100W	N-M / N-F	50 Ω
		4 ~ 8GHz	1.25	±1.0 dB			
		8 ~ 12.4GHz	1.35	±1.1 dB			
		12.4 ~ 18GHz	1.4	±1.5 dB			

## Mechanical Drawing



Unit: mm/ inch, General part tolerance is ±2% unless otherwise stated.

Ver. 5