


ISO9001:2015 and IATF16949 certified factory. With more than 20 years experiences

of designing and manufacturing capacitors and inductors, we have developed ourselves to be the leading global supplier in the passive components market. As the top tantalum capacitors manufacturer in China, we've obtained GJB9001C:2017 military tantalum capacitors qualification from the Ministry of Defense.

## Chip Multilayer Ceramic Capacitors

HLC Chip Multilayer Ceramic Capacitors (Chip MLCC, General Purpose)				
Dielectric:	NPO	X7R	X5R	Y5V
Capacitance range:	0.1pF to 0.27μF	100pF to 47μF	100pF to 220μF	0.01μF to 100μF
Capacitance tolerance	A (±0.05pF), B (±0.1pF), C (±0.25pF), D (±0.5pF), F (±1%), G (±2%), J (±5%), K (±10%)	J (±5%), K (±10%), M (±20%)	K (±10%), M (±20%)	M (±20%), Z (-20/+80%)
Rated voltage (WVDC)	4V, 6.3V, 10V, 16V, 25V, 50V, 100V, 200V, 250V, 500V, 1000V, 2000V, 3000V, 4000V			
Operating temperature	-55 to +125°C		-55 to +85°C	-25 to +85°C
Capacitance characteristic	±30ppm	±15%	±15%	+30/-80%
Case Size:	0201, 0402, 0603, 0805, 1206, 1210, 1808, 1812, 1825, 2211, 2220, 2225			



## Tantalum Capacitors

CA42 Radial Epoxy Dipped Tantalum Capacitor (General Purpose)	
Operating Temp.:	-55°C~+125°C; >85°C (with rated voltage derating)
DC Leakage at 25°C:	l <sub>0</sub> ≤ 0.02 CRUR or 1uA (Choose the greater one)
Capacitance:	0.68μF~1000μF
Voltage Range:	6.3V, 10V, 16V, 25V, 35V, 50V
Tolerance:	K: ±10%; M: ±20% (Standard Tolerance)
Pitch Size:	2.54mm & 5.08mm
Package Type:	Bulk; Ammo Taped Package
Cross Reference:	AVX TAP; Kemet T350-T390; Nemco TB, Vishay 199D



CA45 Chip Tantalum Capacitors (General Purpose)	
Operating Temp.:	-55°C ~ +125°C; >85 °C ( with rated voltage derating )
DC Leakage at 25°C:	l <sub>0</sub> ≤ 0.01 CRUR or 0.5 uA (Choose the greater one)
Capacitance:	0.68μF~2200μF
Voltage Range:	2.5V, 4V, 6.3V, 10V, 16V, 20V, 25V, 35V, 50V
Tolerance:	K: ±10%; M: ±20% (Standard Tolerance)
Case Size:	A, B, C, D, E, V case (SMT)
Package Type:	Tape & Reel
SPQ/MPQ:	Reel Qty.: A B 2000pcs; C D 500pcs; E 400pcs
Cross Ref.:	AVX TAJ series F930, Kemet T491 Series, Vishay 293D



CA45L Low ESR Chip Tantalum Capacitors	
Operating Temp.:	-55°C ~ +125°C; >85 °C ( with rated voltage derating )
DC Leakage at 25°C:	l <sub>0</sub> ≤ 0.01 CRUR or 0.5 uA (Choose the greater one)
Capacitance:	0.68μF~1000μF
Voltage Range:	4V, 6.3V, 10V, 16V, 20V, 25V, 35V, 50V
Tolerance:	K: ±10%; M: ±20% (Standard Tolerance)
Case Size:	A, B, C, D, E, V case (SMT)
Package Type:	Tape & Reel
SPQ/MPQ:	Reel Qty.: A B 2000pcs; C D 500pcs; E 400pcs
Cross Ref.:	AVX TPS series, Kemet T494 T495, Vishay 593D



CA55 Polymer Tantalum Capacitors	
Operating Temp.:	-55°C ~ +105°C; >85 °C ( with rated voltage derating )
DC Leakage at 25°C:	l <sub>0</sub> ≤ 0.01CRUR
Capacitance:	0.68μF~680μF
Voltage Range:	4V, 6.3V, 10V, 16V, 20V, 25V, 35V, 50V
Tolerance:	K: ±10%; M: ±20% (Standard Tolerance)
Case Size:	A, B, C, D, E, H, V case (SMT)
Package Type:	Tape & Reel
Cross Ref.:	AVX TCJ series, Kemet T520 Series, Vishay T55



QCA45 Chip Tantalum Capacitors (Automotive Grade)	
Operating Temp.:	-55°C ~ +125°C; >85 °C ( with rated voltage derating )
DC Leakage at 25°C:	l <sub>0</sub> ≤ 0.01CRUR or 0.5 uA (Choose the greater one)
Capacitance:	0.68μF~680μF
Voltage Range:	4V, 6.3V, 10V, 16V, 20V, 25V, 35V, 50V
Tolerance:	K: ±10%; M: ±20% (Standard Tolerance)
Case Size:	A, B, C, D, E, H, V case (SMT)
Package Type:	Tape & Reel
SPQ/MPQ:	Reel Qty.: A B 2000pcs; C D 500pcs; E 400pcs
Cross Ref.:	AVX TAJ series, Kemet T489/T490/T491 series






## SMD Electrolytic Capacitors

HCS Series 85°C 2000 Hours V-Chip Aluminum Electrolytic Capacitor (SMD E-CAP)		HCH -40~+105°C 3000 hrs. Load Life High Voltage, Long Life SMD E-Cap	
HVS Series: Standard, 85°C V-chip aluminum electrolytic capacitors	Temperature: -40°C~ +85°C	Load life: 2000 hrs	Voltage: 4~450V DC
Capacitance: 0.1~ 10000μF	Tolerance: ±20% at 120Hz, 20°C	Size: 4x5.4, 5x5.4, 6.3x5.4, 6.3x7.7, 8x10.5, 10x10.5, 10x13.5, 12.5x13.5, 12.5x16, 16x16.5, 18x16.5, 18x18.5	
HCK Series: Standard, 105°C V-chip aluminum electrolytic capacitors	Temperature: -40°C~ +85°C	Load life: 2000 hrs	Voltage: 4~450V DC
Capacitance: 0.1~ 8200μF	Tolerance: ±20% at 120Hz, 20°C	Size: 4x5.4, 5x5.4, 6.3x5.4, 6.3x7.7, 8x10.5, 10x10.5, 10x13.5, 12.5x13.5, 12.5x16, 16x16.5, 18x16.5, 18x18.5	
HLZ -55~+105°C 2000 hrs. Load Life Low Impedance SMD E-Cap	HLZ Series: Low Impedance, 105°C V-chip aluminum electrolytic capacitors	Temperature: -55°C~ +105°C	Load life: 1000-2000 hrs
Capacitance: 0.1~ 4700μF	Tolerance: ±20% at 120Hz, 20°C	Size: 4x5.4, 5x5.4, 6.3x5.4, 6.3x7.7, 8x10.5, 10x10.5, 10x13.5, 12.5x13.5, 12.5x16, 16x16.5	
HKZ -55~+105°C Extremely Low Impedance SMD E -Cap	HKZ Series: Low Impedance, 105°C V-chip aluminum electrolytic capacitors	Temperature: -55°C~ +105°C	Load life: 1000-3000 hrs
Capacitance: 4.7~ 4700μF	Tolerance: ±20% at 120Hz, 20°C	Size: 4x5.8, 5x5.8, 6.3x5.8, 6.3x7.7, 8x10.5, 10x10.5, 10x13.5, 12.5x13.5, 12.5x16, 16x16.5	
HFZ -55~+105°C Long life, Extremely Low Impedance SMD E-Cap	HFZ Series: Low Impedance, 105°C V-chip aluminum electrolytic capacitors	Temperature: -55°C~ +105°C	Load life: 2000-5000 hrs
Capacitance: 3.3~ 8200μF	Tolerance: ±20% at 120Hz, 20°C	Size: 4x5.8, 5x5.8, 6.3x5.8, 6.3x7.7, 8x10.5, 10x10.5, 10x13.5, 12.5x13.5, 12.5x16, 16x16.5, 18x16.5, 18x18.5	
HCP -40~ +85°C 3000 hrs. Load Life High Voltage, Long life SMD E: Cap	HCP Series: High Voltage, 85°C V-chip aluminum electrolytic capacitors	Temperature: -40°C~ +85°C	Load life: 3000 hrs
Capacitance: 3.3~ 100μF	Tolerance: ±20% at 120Hz, 20°C	Size: 10x13.5, 12.5x13.5, 12.5x16, 16x16.5	
HCH Series: High Voltag, 105°C V-chip aluminum electrolytic capacitors	Temperature: -40°C ~ +105°C	Load life: 3000 hrs	Voltage: 160~450V DC
Capacitance: 3.3~ 100μF	Tolerance: ±20% at 120Hz, 20°C	Size: 10x13.5, 12.5x13.5, 12.5x16, 16x16.5	
HHU Series: High Voltage, 105°C V-chip aluminum electrolytic capacitors	Temperature: -40°C ~ +105°C	Load life: 5000 hrs	Voltage: 160~450V DC
Capacitance: 3.3~ 47μF	Tolerance: ±20% at 120Hz, 20°C	Size: 8x12.5, 10x10.5, 10x13.5, 12.5x13.5, 12.5x16	
HKH Series: High Temperature, 125°C V-chip aluminum electrolytic capacitors	Temperature: -40°C ~ +125°C	Load life: 1000-5000 hrs	Voltage: 10~450V DC
Capacitance: 3.3~ 4700μF	Tolerance: ±20% at 120Hz, 20°C	Size: 4x5.8, 5x5.8, 6.3x5.8, 6.3x7.7, 8x10.5, 10x10.5, 10x13.5, 12.5x13.5, 12.5x16, 16x16.5, 18x16.5	
HEL -55~+105°C 3000 hrs. Load Life Long life Assurance SMD E-Cap	HEL Series: Long life, 105°C V-chip aluminum electrolytic capacitors	Temperature: -55°C ~ +105°C	Load life: 2000-3000 hrs
Capacitance: 0.1~ 1500μF	Tolerance: ±20% at 120Hz, 20°C	Size: 4x5.8, 5x5.8, 6.3x5.8, 6.3x7.7, 8x10.5, 10x10.5, 10x13.5, 12.5x13.5, 12.5x16, 16x16.5	
HKL Series: Long life, 105°C V-chip aluminum electrolytic capacitors	Temperature: -55°C ~ +105°C	Load life: 3000-5000 hrs	Voltage: 6.3~100V DC
Capacitance: 0.1~ 1500μF	Tolerance: ±20% at 120Hz, 20°C	Size: 4x5.8, 5x5.8, 6.3x5.8, 6.3x7.7, 8x10.5, 10x10.5, 10x13.5, 12.5x13.5, 12.5x16, 16x16.5	
HSC Series: Low Leakage Current, 85°C V-chip aluminum electrolytic capacitors	Temperature: -40°C ~ +85°C	Load life: 2000 hrs	Voltage: 6.3~50V DC
Capacitance: 0.1~ 220μF	Tolerance: ±20% at 120Hz, 20°C	Size: 4x5.4, 5x5.4, 6.3x5.4, 6.3x7.7	
HCN -40~+85°C 1000 hrs. Load Life Non-polarized	HCN Series: Load Life Non-polarized	Temperature: -40°C~ +85°C	Load life: 1000 hrs
Capacitance: 0.1~ 100μF	Tolerance: ±20% at 120Hz, 20°C	Size: 4x5.4, 5x5.4, 6.3x5.4, 6.3x7.7	
HKP Series: Load Life Non-polarized	Temperature: -55°C ~ +105°C	Load life: 1000 hrs	Voltage: 6.3~50V DC
Capacitance: 0.1~ 47μF	Tolerance: ±20% at 120Hz, 20°C	Size: 4x5.4, 5x5.4, 6.3x5.4	





## SMD Electrolytic Capacitors

HVS -40°C~+85°C 2000 hrs V-Chip SMD Aluminum Electrolytic Capacitor		HVH -40°C~+105°C 2000 hrs High Voltage SMD Aluminum Electrolytic Capacitor	
HVS Series: Standard		HVH Series: High Voltage, High Capacitance	
Temperature: -40°C~+85°C		Temperature: -40°C~+105°C	
Load life: 2000 hrs		Load life: 2000 hrs	
Voltage: 4V~400V DC		Voltage: 4~400V DC	
Capacitance: 0.1~10000µF		Capacitance: 0.1~8200µF	
Tolerance: ±20% at 120Hz, 20°C		Tolerance: ±20% at 120Hz, 20°C	
Size: 4x5.4, 5x5.4, 6.3x5.4, 6.3x7.7, 6.3x10.5, 8x10.5, 10x10.5, 10x12.5, 10x13.5, 12.5x13.5, 12.5x16, 16x16.5, 18x16.5, 18x21.5		Size: 4x5.4, 5x5.4, 6.3x5.4, 6.3x7.7, 6.3x10.5, 8x10.5, 10x10.5, 10x12.5, 10x13.5, 12.5x13.5, 12.5x16, 16x16.5, 18x16.5, 18x21.5	
HVD -55°C~+105°C 2000-5000 hrs Low Impedance Long Life SMD E-Cap		HJVD -55°C~+105°C 2000-10000 hrs Extra Lower Impedance High Voltage SMD E-Cap	
HVD Series: Low Impedance, Long Life, High Capacitance		HJVD Series: Long Life, Extra Lower Impedance, High Voltage	
Temperature: -55°C~+105°C		Temperature: -55°C~+105°C	
Load life: 2000-5000 hrs		Load life: 2000-10000 hrs	
Voltage: 6.3V~50V DC		Voltage: 63~450V DC	
Capacitance: 1~8200µF		Capacitance: 1~680µF	
Tolerance: ±20% at 120Hz, 20°C		Tolerance: ±20% at 120Hz, 20°C	
Size: 4x5.4, 5x5.4, 6.3x5.4, 6.3x7.7, 6.3x10.5, 8x10.5, 10x10.5, 10x12.5, 10x13.5, 12.5x13.5, 12.5x16, 16x16.5, 18x16.5, 18x21.5		Size: 4x5.4, 5x5.4, 6.3x5.4, 6.3x7.7, 6.3x10.5, 8x10.5, 10x10.5, 10x12.5, 10x13.5, 12.5x13.5, 12.5x16, 16x16.5, 18x16.5, 18x21.5	



## Polymer Aluminum Electrolytic Capacitors

HMB SMD High Capacitance Ultra-Low ESR Conductive Polymer E-cap		HE2 Radial Low ESR Conductive Polymer E-Cap		HH2 Radial High Voltage Conductive Polymer E-Cap	
HMB Series: Ultra-Low ESR		<b>Polymer capacitor is a upgrade level capacitor with better performance: RoHS &amp; REACH compliant, Halogen-free Featured with ultra-low ESR and high ripple current Excellent performance at high or low temperature, and even keep great characteristics at -55°C Widely used for IT products, PD power supply, LED devices, 5G industry, and so on.</b>			
Temperature: -55°C~+105°C		HE2 Series: Low ESR, High Capacitance		HH2 Series: High Voltage	
Load life: 2000 hrs		Temperature: -55°C~+105°C		Temperature: -55°C~+105°C	
Voltage: 2.5V~25V DC		Load life: 2000 hrs		Load life: 2000 hrs	
Capacitance: 100~1000µF		Voltage: 2.5V~25V DC		Voltage: 35V~100V DC	
Tolerance: ±20% at 120Hz, 20°C		Capacitance: 68~1500µF		Capacitance: 10~470µF	
Size: 5x5.5, 5x5.8, 5x8, 5x9, 6.3x5, 6.3x6, 6x5.8, 6x6.5, 6.3x7, 6.3x7.7, 6.3x9, 8x6.7, 8x7.7, 10x12 and so on		Tolerance: ±20% at 120Hz, 20°C		Tolerance: ±20% at 120Hz, 20°C	
HE2 Series: Low ESR, High Capacitance		HH2 Series: High Voltage			
Temperature: -55°C~+105°C		Temperature: -55°C~+105°C			
Load life: 2000 hrs		Load life: 2000 hrs			
Voltage: 2.5V~25V DC		Voltage: 35V~100V DC			
Capacitance: 68~1500µF		Capacitance: 10~470µF			
Tolerance: ±20% at 120Hz, 20°C		Tolerance: ±20% at 120Hz, 20°C			
Size: Φ5, 6.3, 8, 10mm are available		Size: Φ5, 6.3, 8, 10mm are available			



## Multilayer Chip Beads

HDGB Series of Multilayer Chip Ferrite Bead		HDHB Series of Multilayer Chip High Frequency Bead	
Impedance: 1~3500 Ω		Impedance: 1~3500 Ω	
Tolerance: ±25%		Tolerance: ±25%	
DCR: 0.01~3 Ω		DCR: 0.01~3 Ω	
Rated Current: 0.1~3 A		Rated Current: 0.05~3 A	
Profile Feature: Lead-Free		Profile Feature: Lead-Free	
Size: 1005[0402], 1608[0603], 2012[0805], 3216[1206]		Size: 0603[0201], 1005[0402], 1608[0603], 2012[0805]	
HDLB Series of Multilayer Chip Large Current Bead		HDSB Series Multilayer Chip Sharp Bead	
Impedance: 1~3500 Ω		Impedance: 1~3500 Ω	
Tolerance: ±25%		Tolerance: ±25%	
DCR: 0.01~2 Ω		DCR: 0.01~2 Ω	
Rated Current: 0.1~10 A		Rated Current: 0.1~3 A	
Profile Feature: Lead-Free		Profile Feature: Lead-Free	
Size: 1005[0402], 1608[0603], 2012[0805], 3216[1206]		Size: 1005[0402], 1608[0603], 2012[0805], 3216[1206]	

## Chip Inductors

HDCI Series Multilayer Chip Ceramic Inductor		HDFI Series Multilayer Chip Ferrite Inductor	
Inductance: 0.6~470uH		Inductance: 0.047~100uH	
Tolerance: S: ±0.3%; D: ±0.5%; J: ±5%; K: ±10%		Tolerance: J: ±5%; K: ±10%; M: ±20%; N: ±30%	
DCR: 0.05~6.0 Ω		DCR: 0.2~3.45 Ω	
Rated Current: 0.05~1 A		Rated Current: 0.001~0.3 A	
Profile Feature: Lead-Free		Profile Feature: Lead-Free	
Size: 0603[0201], 1005[0402], 1608[0603], 2012[0805]		Size: 1005[0402], 1608[0603], 2012[0805], 3216[1206]	

## Chip Inductors

HDTIC Series Chip Inductor Precision Winding [High Q] Ceramic Type		HTF Series Chip Inductor Precision Winding [High Q] Ferrite Type	
Inductance: 1~1000uH		Inductance: 0.02~680uH	
Tolerance: B: ±0.1nH; C: ±0.2nH; S: ±0.3nH; D: ±0.5nH; G: ±2%; H: ±3%; J: ±5%; K: ±10%		Tolerance: J: ±5%; K: ±10%	
DCR: 0.012~4.35 Ω		DCR: 0.028~90 Ω	
Rated Current: 0.03~3.5 A		Rated Current: 0.01~2.5 A	
Profile Feature: Lead-Free		Profile Feature: Lead-Free	
Size: 1005[0402], 1608[0603], 2012[0805], 3216[1206], 3225[1210]		Size: 1005[0402], 1608[0603], 2012[0805], 3216[1206], 3225[1210]	

## Power Inductors

HDFL Series of Multilayer Chip Ferrite Large Current Inductor		SMD power inductors have the characteristics of high permeability, high current, low impedance, low loss, small size, etc.	
Inductance: 1~22uH		<b>Main applications: Automotive power conversion, DC/DC converters, Switch-mode power supplies, High-current PoL, Power supplies, Digital product, Network communication, etc.</b>	
Tolerance: K: ±10%; M: ±20%; N: ±30%			
DCR: 0.1~1.0 Ω			
Irms: 0.1~2.0 A			
Profile Feature: Lead-Free			
Size: 1608[0603], 2012[0805], 2016[0806], 2520[1008]			
HPIM Series Power Inductor Small Size Molding Type		HAPM Series Power Inductor Big Size Molding Type	
Inductance: 0.11~2.2uH		Inductance: 0.47~22uH	
Tolerance: K: ±10%; M: ±20%; N: ±30%		Tolerance: K: ±10%; M: ±20%; N: ±30%	
DCR: 0.01~200 Ω		DCR: 1.3~200 Ω	
Isat: 2.0~10 A		Isat: 2.0~10 A	
Irms: 1.8~6.0 A		Irms: 1~40 A	
Profile Feature: Lead-Free		Profile Feature: Lead-Free	
Size: 201208, 201210, 201610, 202510		Size: 0420, 0530, 0630, 1040, 1335, 1350, 1365	
HPIH Series Power Inductor Wire Wound[NR] Ferrite Type		HPIE Series Power Inductor Wire Wound[NR] Ferrite Type	
Inductance: 0.2~5uH		Inductance: 0.2~30uH	
Tolerance: K: ±10%; M: ±20%; N: ±30%		Tolerance: K: ±10%; M: ±20%; N: ±30%	
DCR: 0.02~2.5 Ω		DCR: 0.02~2 Ω	
Isat: 0.3~6 A		Isat: 0.3~5 A	
Irms: 0.2~5 A		Irms: 0.2~5 A	
Profile Feature: Lead-Free		Profile Feature: Lead-Free	
Size: 201610, 252010, 252012		Size: 201608, 201610, 252008, 202010	
HPIA / HPIAL Series Power Inductor Wire Wound[NR] Alloy Type		HPIT Series Power Inductor Wire Wound[NR] Ferrite Type	
Inductance: 0.2~10uH		Inductance: 0.4~6800uH	
Tolerance: K: ±10%; M: ±20%; N: ±30%		Tolerance: K: ±10%; M: ±20%; N: ±30%	
DCR: 0.01~2 Ω		DCR: 0.007~30 Ω	
Isat: 0.1~10 A		Isat: 0.2~20 A	
Irms: 0.1~50 A		Irms: 0.1~10 A	
Profile Feature: Lead-Free		Profile Feature: Lead-Free	
Size: 201608, 201610, 252008, 252010, 252012, 3012, 3015		Size: 252010, 252012, 3010, 3012, 3015, 4012, 4018, 4020, 4030, 5020, 5040, 6028, 6045, 8040, 8065	
HDCDH Series Power Inductor Coil Type [Whole Shield]		HDCDRH Series Power Inductor Coil Type [Whole Shield]	
Inductance: 3~100uH		Inductance: 1~350uH	
Tolerance: K: ±10%; M: ±20%; N: ±30%		Tolerance: K: ±10%; M: ±20%; N: ±30%	
DCR: 0.015~0.5 Ω		DCR: 0.005~2 Ω	
Isat: 0.5~6 A		Isat: 0.5~10 A	
Irms: 0.5~7 A		Irms: 0.5~7 A	
Profile Feature: Lead-Free		Profile Feature: Lead-Free	
Size: 8D28, 8D38, 8D43		Size: 104, 105	
HDSFD Series Power Inductor Coil Type [Whole Shield]		HSDSRH Series Power Inductor Coil Type [Whole Shield]	
Inductance: 1~100uH		Inductance: 1~1000uH	
Tolerance: K: ±10%; M: ±20%; N: ±30%		Tolerance: K: ±10%; M: ±20%; N: ±30%	
DCR: 0.01~2 Ω		DCR: 0.005~10 Ω	
Rated Current: 0.2~4 A		Rated Current: 0.1~10 A	
Profile Feature: Lead-Free		Profile Feature: Lead-Free	
Size: 2D11, 2D11HP, 4D18, 4D28, 5D18, 5D28, 6D28		Size: 73, 74, 124, 125, 127	
HDSL Series Power Inductor Coil Type [Whole Shield]		HSDS Series Power Inductor Coil Type [No Shield]	
Inductance: 1~1000uH		Inductance: 1~500uH	
Tolerance: K: ±10%; M: ±20%; N: ±30%		Tolerance: K: ±10%; M: ±20%; N: ±30%	
DCR: 0.01~4 Ω		DCR: 0.03~2 Ω	
Rated Current: 0.1~5 A		Rated Current: 0.2~4 A	
Profile Feature: Lead-Free		Profile Feature: Lead-Free	
Size: 0628, 0645, 0745, 0755, 10145, 12555		Size: HSDS32, HSDS43, HSDS54, HSDS75	

## Common Mode Choke Coil

HDRC Series Winding Wire Common Mode Choke Coil		
Impedance:	1~3500 Ω	 <p><b>Hongda HDRC Series Winding Wire Common Mode Choke Coil Features:</b></p> <ol style="list-style-type: none"> <li>1. Wire-wound patch structure, small size</li> <li>2. Good suppression effect on high frequency common mode noise</li> <li>3. Good solderability and resistance to soldering</li> <li>4. Lead-free and RoHS REACH compliant</li> </ol> <p><b>APPLICATIONS</b></p> <p>USB interface of PC and peripherals, LVDS line of LCD</p>
Tolerance:	±25%	
DCR:	0.01~3 Ω	
Rated Current:	0.1~3 A	
Profile Feature:	Lead-Free	
Size:	2012M, 1210M, 3216M, 3225M, 4520M, 4532M, 7060M	


## Radial Aluminum Electrolytic Capacitors

RGR Standard Series Radial Aluminum Electrolytic Capacitors		RRL Standard Series Radial Aluminum Electrolytic Capacitors	
Series:	Standard Series	Series:	Standard Series
Temperature:	-40~+85 °C	Temperature:	-25~+105 °C
Voltage Range:	6.3 ~ 450 V	Voltage Range:	6.3 ~ 450 V
Capacitance:	0.1~33000 uF	Capacitance:	0.1~22000 uF
Load Life:	2000 hours	Load Life:	2000 hours
			
RRA Standard Series Radial Aluminum Electrolytic Capacitors		RRN Standard Series Radial Aluminum Electrolytic Capacitors	
Series:	Standard Series	Series:	Standard Series
Temperature:	-25~+105 °C	Temperature:	-25~+105 °C
Voltage Range:	400 ~ 500 V	Voltage Range:	200 ~ 450V
Capacitance:	2.2~47 uF	Capacitance:	22~270 uF
Load Life:	2000 hours	Load Life:	2000 hours
			
RGF Series Low Impedance High Ripple Current Radial E-Cap		RGE Series Low Impedance High Ripple Current Long Life Radial E-Cap	
Series:	Low Impedance, High Ripple Current	Series:	Low Impedance, High Ripple Current, Long Life
Temperature:	-40~+105°C	Temperature:	-40~+105 °C
Voltage Range:	6.3 ~ 100 V	Voltage Range:	6.3 ~ 100 V
Capacitance:	3.3~4700 uF	Capacitance:	15~3900 uF
Load Life:	1000 ~ 4000 hours	Load Life:	3000 ~ 6000 hours
			
RRC Series Low Impedance High Ripple Current Long Life Radial E-Cap		RRL Series High Temperature High Ripple Current High Voltage Long Life Radial E-Cap	
Series:	Low Impedance, High Ripple Current, Long Life	Series:	High Temperature, High Ripple Current, High Voltage, Long Life
Temperature:	-40~+115 °C	Temperature:	-25~+130 °C
Voltage Range:	6.3 ~ 50V	Voltage Range:	160 ~ 450 V
Capacitance:	15~3900 uF	Capacitance:	1.5 ~ 100 uF
Load Life:	4000 ~ 10000 hours	Load Life:	5000 ~ 6000 hours
			
RLW Series High Temperature Radial E-Cap		RLX Series High Temperature High Voltage Radial E-Cap	
Series:	High Temperature	Series:	High Temperature, High Voltage
Temperature:	-40~+125 °C	Temperature:	-40~+130 °C
Voltage Range:	10 ~ 50 V	Voltage Range:	160 ~ 450 V
Capacitance:	3.3~3900 uF	Capacitance:	1.5~220 uF
Load Life:	1000~200 hours	Load Life:	3000 ~ 4000 hours
			
RMZ Series High Voltage Long Life Radial E-Cap		RFZ Series High Voltage Long Life Radial E-Cap	
Series:	High Voltage, Long Life	Series:	High Voltage, Long Life
Temperature:	-40~+105 °C	Temperature:	-40~+105 °C
Voltage Range:	160 ~ 450 V	Voltage Range:	160 ~ 500 V
Capacitance:	1.5 ~ 100 uF	Capacitance:	10~331 uF
Load Life:	5000 ~ 6000 hours	Load Life:	8000 ~ 10000 hours
			
RLZ Series High Voltage Long Life Radial E-Cap		RRZ Series High Voltage High Reliability Radial E-Cap	
Series:	High Voltage, Long Life	Series:	High Voltage, High Reliability
Temperature:	-40~+105 °C	Temperature:	-40~+105 °C
Voltage Range:	160 ~ 500 V	Voltage Range:	160 ~ 450 V
Capacitance:	1~220 uF	Capacitance:	1~220 uF
Load Life:	10000 ~ 12000 hours	Load Life:	3000 hours
			
RGK Series Super Low Temperature High Voltage Radial E-Cap		RFM Series Low Leakage Radial E-Cap	
Series:	Super Low Temperature, High Voltage	Series:	Low Leakage
Temperature:	-55~+105 °C	Temperature:	-40~+105 °C
Voltage Range:	160 ~ 500 V	Voltage Range:	6.3 ~ 100 V
Capacitance:	1~220 uF	Capacitance:	0.1~3300 uF
Load Life:	2000~5000 hours	Load Life:	2000 hours
			

## Radial Aluminum Electrolytic Capacitors

RKS Low Profile Series Radial Aluminum Electrolytic Capacitors		RLM Low Profile Series Radial Aluminum Electrolytic Capacitors	
Series:	Low Profile Series	Series:	Low Profile Series
Temperature:	-40~+105 °C	Temperature:	-40~+85 °C
Voltage Range:	6.3 ~ 50 V	Voltage Range:	4 ~ 50 V
Capacitance:	0.1~220 uF	Capacitance:	0.1~470 uF
Load Life:	1000 hours	Load Life:	2000 hours
			
RKF Low Profile Series Radial Aluminum Electrolytic Capacitors		RSC Low Profile Series Radial Aluminum Electrolytic Capacitors	
Series:	Low Profile Series	Series:	Low Profile Series
Temperature:	-40~+105 °C	Temperature:	-40~+85 °C
Voltage Range:	4 ~ 50 V	Voltage Range:	6.3 ~ 63 V
Capacitance:	0.1~100 uF	Capacitance:	0.1~470 uF
Load Life:	1000 hours	Load Life:	2000 hours
			
RLK Miniature Series Radial Aluminum Electrolytic Capacitors		RNB Bi-Polar Series Radial Aluminum Electrolytic Capacitors	
Series:	Miniature Series	Series:	Bi-Polar
Temperature:	-40~+105 °C	Temperature:	-40~+85 °C
Voltage Range:	400 ~ 450 V	Voltage Range:	6.3 ~ 100 V
Capacitance:	4.7~100 uF	Capacitance:	0.47~6800 uF
Load Life:	2000 hours	Load Life:	2000 hours
			
RFB Bi-Polar Series Radial Aluminum Electrolytic Capacitors		RNE Bi-Polar Series Radial Aluminum Electrolytic Capacitors	
Series:	Bi-Polar	Series:	Bi-Polar
Temperature:	-45~+105 °C	Temperature:	-40~+85 °C
Voltage Range:	6.3 ~ 100 V	Voltage Range:	50 ~ 100 V
Capacitance:	0.47~1000 uF	Capacitance:	1~68 uF
Load Life:	2000 hours	Load Life:	2000 hours
			
RLP Series Snap-in Terminal Radial Aluminum Electrolytic Capacitors		RHP Series Snap-in Terminal Radial Aluminum Electrolytic Capacitors	
Series:	Snap-in	Series:	Snap-in
Temperature:	-40~+85 °C	Temperature:	-40~+105 °C
Voltage Range:	10 ~ 450 V	Voltage Range:	10 ~ 450 V
Capacitance:	56~82000 uF	Capacitance:	47~56000 uF
Load Life:	2000 hours	Load Life:	2000 hours
			
RGP Series Snap-in Terminal Radial Aluminum Electrolytic Capacitors		RIP Series Snap-in Terminal Radial Aluminum Electrolytic Capacitors	
Series:	Snap-in	Series:	Snap-in, Long Life
Temperature:	-40~+105 °C	Temperature:	-40~+105 °C
Voltage Range:	10 ~ 450 V	Voltage Range:	10 ~ 400 V
Capacitance:	56~47000 uF	Capacitance:	56~47000 uF
Load Life:	2000 hours	Load Life:	5000 hours
			
RCP Series Snap-in Terminal Radial Aluminum Electrolytic Capacitors		RPN Series Snap-in Terminal Radial Aluminum Electrolytic Capacitors	
Series:	Snap-in, Super Low Temperature	Series:	Snap-in, High Capacitance
Temperature:	-55~+105 °C	Temperature:	-40~+85 °C
Voltage Range:	160 ~ 450 V	Voltage Range:	10 ~ 450 V
Capacitance:	56~47000 uF	Capacitance:	270~680000 uF
Load Life:	2000 hours	Load Life:	2000 hours
			
RMN Series Snap-in Terminal Radial Aluminum Electrolytic Capacitors		RJP Series Snap-in Terminal Long Life Radial Aluminum E-Cap	
Series:	Snap-in, High Capacitance	Series:	Snap-in, Long Life
Temperature:	-40~+105 °C	Temperature:	-40~+105 °C
Voltage Range:	160 ~ 500 V	Voltage Range:	16 ~ 500 V
Capacitance:	180~680000 uF	Capacitance:	68~47000 uF
Load Life:	2000 hours	Load Life:	3000 hours
			

## Thick Film Chip Resistors

Thick Film Chip Resistors			
Size:	01005[0402], 0201[0603], 0402[1005], 0603[1608], 0805[2012], 1206[3216], 1210[3225], 1812[4532], 2010[5025], 2512[6332]		<p><b>Small size &amp; light weight.</b></p> <p><b>RoHS, REACH, Halogen free compliances.</b></p> <p><b>Reduction of assembly costs and matching with placement machine.</b></p> <p><b>Suitable for both wave &amp; re-flow soldering.</b></p> <p><b>Applications: Navigator (GPS), Mobile Phone, Telecom, PDA, Set box, Meter, etc</b></p>