

MC0nT: n=9-10 (e.g., n=10 for 1P10T)

**NORMALLY OPEN
or LATCHING**

The **MC0nT-K26** product features K connectors and an operation frequency range of DC to 26.5 GHz. This product can be of normally-open or latching type with internal self-terminations. The options include TTL, SELF CUTOFF, and suppression diodes, etc.

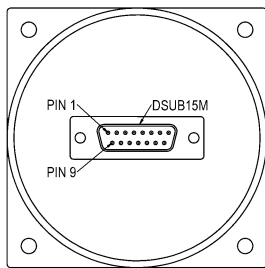


Specifications

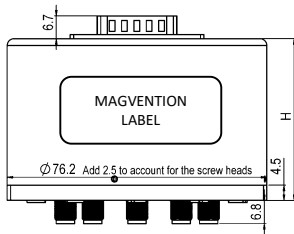
Contact Material	Plated Au
Switching Sequence	Break before Make
Switching Time (max)	15msec
Impedance	50Ω
Temperature Range	-25°C to +65°C -55°C to +85°C ("e" option)
Relative Humidity	5 to 85%
Operation Life (cycles)	1000000
Vibration Operating	10G RMS, 20-2000Hz
Mechanical Shock (non-operating)	50G, 1/2 Sine, 11msec
Weight (approx.)	380g

Voltage (VDC)		12	18	24	28
Current (mA)	Normally Open	330	220	167	140
	Latching (set)	290	225	150	120

Frequency Range (GHz)	VSWR (max)	Insertion Loss (dB) (max)	Isolation (dB) (min)
DC-6	1.3	0.3	80
6-12	1.4	0.4	70
12-18	1.6	0.8	60
18-26.5	1.9	0.9	50



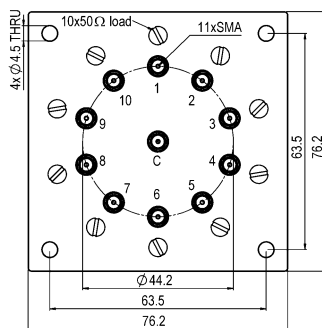
NOTE: For LATCHING, I(reset) = n x I(set).
Other options are available upon request.



MC010-, 1P10T SWITCH
MC09-, 1P9T SWITCH

1PnT PORT CONFIGURATIONS	
1PnT	Ports Used
1P10T	1 2 3 4 5 6 7 8 9 10
1P9T	1 2 3 4 5 6 7 8 9

Note: "Blank" represents the unused RF and corresponding control ports.



Mechanical drawings (unit: mm, tolerance +/-0.5mm).

H = 50 (max) (STANDARD)
= 60 (max) (with TTL)
= 65 (max) (with INDICATORS)

NORMALLY OPEN 15-PIN D-SUB PINOUT	
Pin No.	PINOUT
n=1-10	Vn (Jn-COM)
11	COM(-)
12-15	UNUSED

NORMALLY OPEN TTL 15-PIN D-SUB PINOUT	
Pin No.	PINOUT
n=1-10	An (Jn-COM)
11	COM(-)
12-14	UNUSED
15	+VDC

LATCHING (PULSE) 15-PIN D-SUB PINOUT	
Pin No.	PINOUT
n=1-10	+ΔVn (Jn-COM)
11	COM(-)
12	+ΔVR (Reset ALL OPEN)
13-15	UNUSED

LATCHING TTL 15-PIN D-SUB PINOUT	
Pin No.	PINOUT
n=1-10	An (Jn-COM)
11	COM(-)
12	AR (Reset ALL OPEN)
13-14	UNUSED
15	+VDC

LATCHING SELF CUTOFF 15-PIN D-SUB PINOUT	
Pin No.	PINOUT
n=1-10	Vn (Jn-COM)
11	COM(-)
12-15	UNUSED

LATCHING TTL&SELF CUTOFF 15-PIN D-SUB PINOUT	
Pin No.	PINOUT
n=1-10	An (Jn-COM)
11	COM(-)
12-14	UNUSED
15	+VDC

Pin 1-10: The corresponding control signal inputs.

Note: For the SELF CUTOFF, a "RESET ALL" option is available upon request.

For options with INDICATORS, a 26PIN DSUB connector will be provided. Contact factory for the corresponding pin outs.